


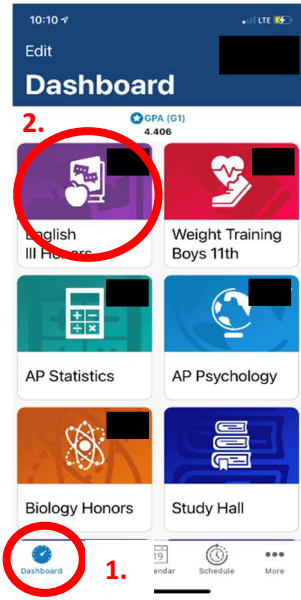
PowerSchool Parent Portal Mobile App Navigation

Grading Periods:
Elementary/Middle:
 N1, N2, N3, N4; **High:** G1, G2,
 G3, G4, G5, G6



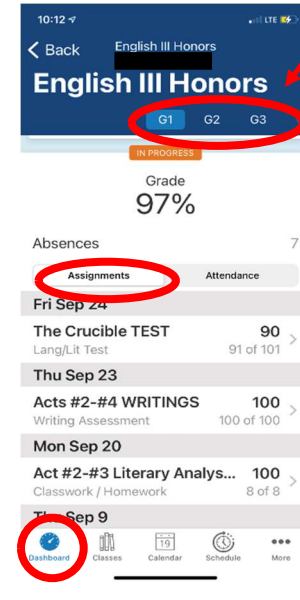
Step 1

Download the PowerSchool Mobile App from your iPhone or Android app store. Launch the app and login with your username & password.



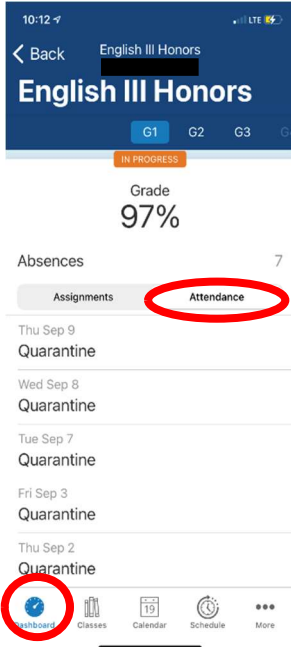
Step 2: (Dashboard)

1. Click the Dashboard
 2. Click the class icon to access the grading period, assignments, due dates, grades and attendance for that specific class.



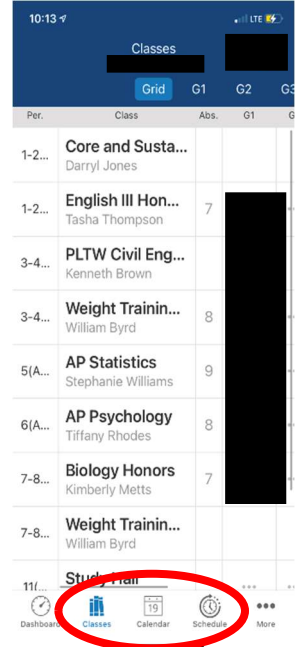
Step 3:

Click the **Assignments** tab to view assignments, dates and grades for that class.



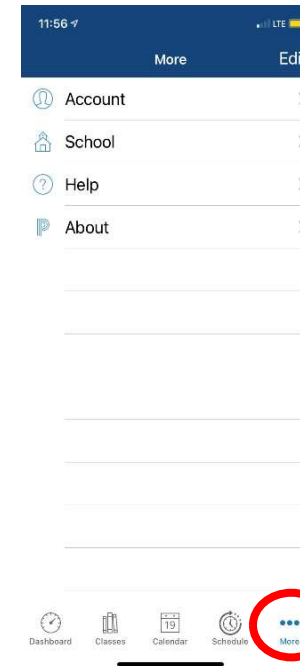
Step 4:

Click the **Attendance** tab to view student attendance for that specific class.



Step 5:

(Classes)
 Access yearlong view of all class and grades.
(Calendar)
 View all assignments due on a specific date for all classes enrolled.
(Schedule)
 View a daily schedule of classes and times.



Step 6:

(More-3 dots)
 View Account & School information (*sign-out is accessible under the "account" tab*). Also, find answers to FAQs in the Help & About sections.

IMPORTANT: Be sure to scroll down on each screen to view all information provided under that specific section/tab.