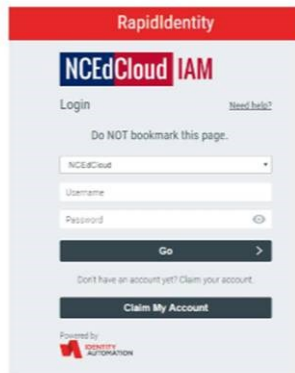
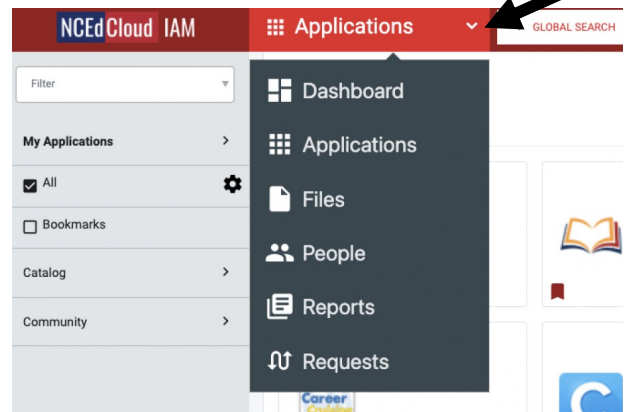


Changing Student Passwords in NCEdCloud

1. Login to your teacher NCEdCloud Account.



2. Click on Applications at the top and change it to People.



3. Click on My Students.



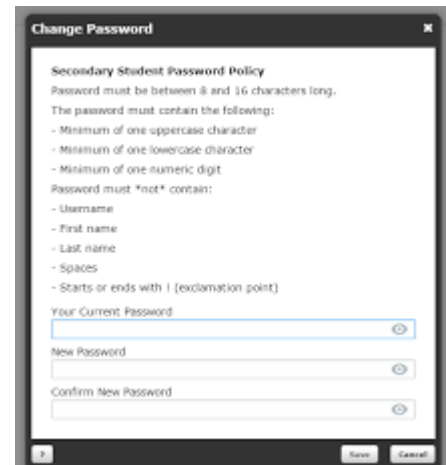
4. Select the checkbox next to the student.



5. Click Change Password at the bottom of the screen.



6. Change the password to what is listed on the student's login sheet (where the first letter is lowercased)



If a student does not have a number in their password, add a 1 to the end.

****Only the teachers of that student have access to change their NCEdCloud password.**